



**PORTFOLIO SIZE**

**Current Portfolio**

Certificate of Deposits (CD)	1,500,000.00
Money Market Accounts	47,970,500.66
Treasuries & Agencies	0.00
<b>\$</b>	<b>49,470,500.66</b>

**CURRENT HAPPENINGS**

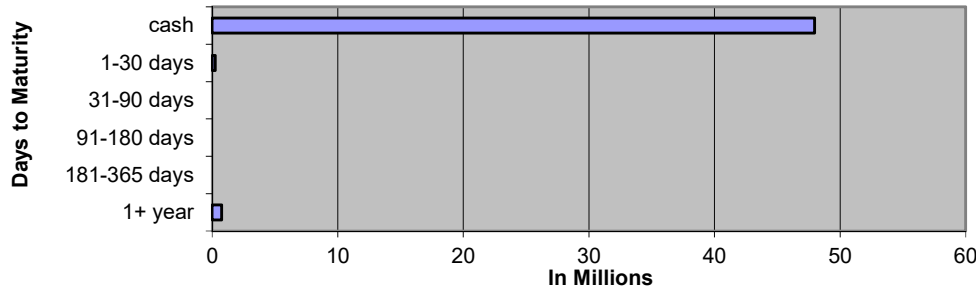
**2021 Revenue Year to Date\***

All Delinquent Taxes	2,659,981
Dog Licenses	19,293
Passports	9,352

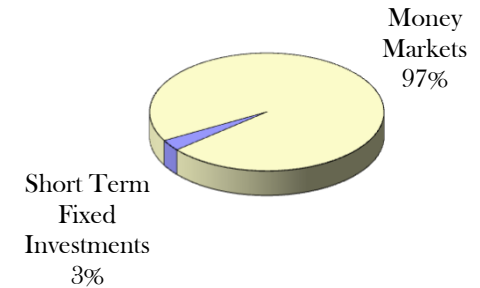
\*General Ledger Information/Cash basis

**DIVERSIFICATION**

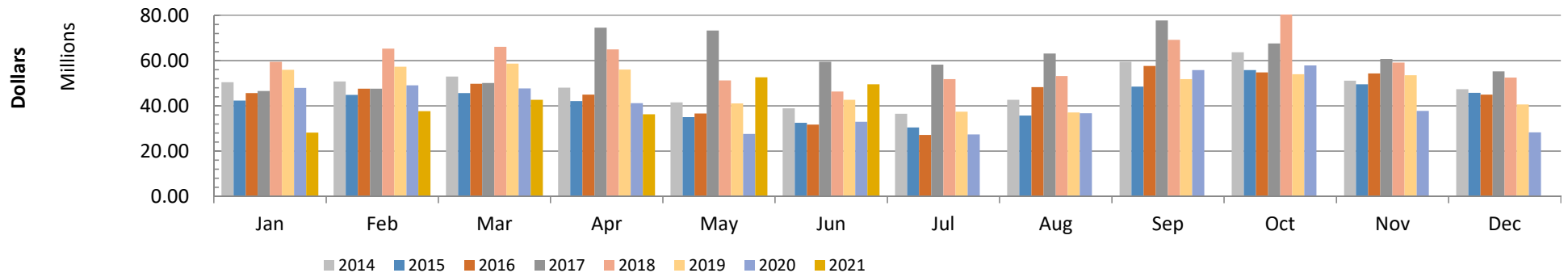
**Diversification by Maturity Date**



**Diversification by Investment Type**



**Historical Comparison by Month**



## JUNE 2021 General Account Investments

<u>CUSIP</u>	<u>Issuer</u>	<u>Par Value</u>	<u>Rate</u>	<u>Maturity Date</u>
<b>Certificates of Deposit</b>				
864088DN6	Sturgis Bank	\$ 250,000.00	2.500%	7/20/2021
38644ABM0	Grand River Bank	\$ 250,000.00	3.000%	8/2/2021
21923LAF0	Cornerstone	\$ 250,000.00	2.600%	9/2/2021
24000332	Ann Arbor State Bank	\$ 500,000.00	2.750%	4/20/2023
59452WAE8	Michigan Legacy	\$ 250,000.00	3.450%	11/9/2023
		<b>Subtotal \$</b>		<b>1,500,000.00</b>
<b>Cash/Money Markets</b>				
	Comerica Bank	\$ 19,532,553.25		
	Michigan CLASS	\$ 28,437,947.41		
		<b>Subtotal \$</b>		<b>47,970,500.66</b>
<b>Treasuries / U.S. Agencies</b>				
		\$	-	
		<b>Subtotal \$</b>		<b>-</b>
		<b>Total \$</b>		<b>49,470,500.66</b>

## June 2021 Monthly Pooled Interest

Account Name	Org. Key	Object Code	No. Days	Beginning Balance	Ending Balance	Average Balance	Average Interest	Monthly Interest	GL Entry CR
Public Improvement	245000	000020	30	2,248,719.89	2,270,777.27	2,259,748.58	0.010%	\$18.57	245100-664000
Jail Millage	280000	000020	30	1,516,011.43	1,342,777.60	1,429,394.52	0.010%	\$11.75	280100-664000
DOA Millage	281000	000020	30	2,032,890.31	1,875,914.23	1,954,402.27	0.010%	\$16.06	281100-664000
Medical Care MOE	297100	000020	30	1,176,785.21	1,135,602.40	1,156,193.81	0.010%	\$9.50	297100-664000
Delinquent Real	616000	000020	30	11,046,326.50	12,000,210.59	11,523,268.55	0.010%	\$94.71	616100-664000
Delinquent Personal	618000	000020	30	324,393.12	197,507.26	260,950.19	0.010%	\$2.14	618100-664000
Worker's Comp	677000	000020	30	317,586.11	341,428.43	329,507.27	0.010%	\$2.71	677100-664000
Escheats	702000	000020	30	192,436.16	92,816.78	142,626.47	0.010%	\$1.17	702000-268010
				<b>18,855,148.73</b>	<b>19,257,034.56</b>			156.61	
Road Commission	201000	000020	30	112,500.65	251,291.92	181,896.29	0.010%	\$1.50	201100-664000
American Rescue Funds	211000	000020	30	15,394,354.50	15,394,426.41	15,394,390.46	0.010%	\$126.53	211253-664000
ROD Automation Fund	256000	000020	30	576,025.88	588,729.56	582,377.72	0.010%	\$4.79	256100-664000
Public Defender	260000	000020	30	1,781,207.03	1,685,382.34	1,733,294.69	0.010%	\$14.25	260230-664010
Joint Narcotics Forfeiture	267000	000020	30	192,005.26	187,571.52	189,788.39	0.010%	\$1.56	267100-664000
Lifeways MH Millage	282000	000020	30	90,004.19	90,005.03	90,004.61	0.010%	\$0.74	282100-664000
Animal Shelter	283000	000020	30	868,512.69	802,557.19	835,534.94	0.010%	\$6.87	283100-664000
Parks Millage	284000	000020	30	1,571,935.56	1,388,938.85	1,480,437.21	0.010%	\$12.17	284100-664000
Lake Columbia	365185	000020	30	5,836.76	5,836.81	5,836.79	0.010%	\$0.05	365185-664000
Southern Regional Intercept.	365916	000020	30	74,894.91	158,572.57	116,733.74	0.010%	\$0.96	365916-664000
Parma Village LDFA	365920	000020	30	4,620.75	4,620.79	4,620.77	0.010%	\$0.04	365920-664000
Grass Lake Section 2002B	365924	000020	30	3,977.94	3,977.98	3,977.96	0.010%	\$0.03	365924-664000
Round/Farwell	365925	000020	30	11,433.54	11,433.65	11,433.60	0.010%	\$0.09	365925-664000
Vineyard Lake	365250	000020	30	2,753.61	2,753.64	2,753.63	0.010%	\$0.02	365250-664000
Rives Sanitary Sewer	365926	000020	30	498.19	498.34	498.27	0.010%	\$0.00	365926-664000
Lifeways 2015B series	365917	000020	30	15,732.51	15,732.66	15,732.59	0.010%	\$0.13	365917-664000
Airport Runway	365906	000020	30	1,340.19	1,342.46	1,341.33	0.010%	\$0.01	365906-664000
Road Dept Road Projects	365933	000020	30	231.32	233.03	232.18	0.010%	\$0.00	365933-664000
Sheriff Radio	365934	000020	30	1,691.02	1,693.57	1,692.30	0.010%	\$0.01	365934-664000
Building Authority Debt MCF	369472	000020	30	2,095.07	2,095.09	2,095.08	0.010%	\$0.02	369472-664000
Road Dept Road Projects	404276	000020	30	0.01	0.01	0.01	0.010%	\$0.00	404276-664000
JCDOT 2019 MTF Bond	407000	000020	30	13,883.67	13,889.79	13,886.73	0.010%	\$0.11	407276-664000
Fair	561000	000020	30	-368,487.24	-250,483.14	-309,485.19	0.010%	\$0.00	561100-664000
Preston Endowment	718000	000020	30	106,676.13	106,677.13	106,676.63	0.010%	\$0.88	\$0.88
Preston RESTRICTED	718001	000020	30			0.00	0.010%	\$0.00	718100-664000
Drain	801000	000020	30	1,127,866.28	1,129,530.84	1,128,698.56	0.010%	\$9.28	801100-664000
Drain	802000	000020	30	107,148.23	107,149.23	107,148.73	0.010%	\$0.88	802100-664000
Lake Level	841000	000020	30	42,456.52	42,456.92	42,456.72	0.010%	\$0.35	841100-664000
Lake Level	842000	000020	30	3,789.86	3,789.90	3,789.88	0.010%	\$0.03	842100-664000
Spring Arbor Water	851911	000020	30	3,504.37	3,504.40	3,504.39	0.010%	\$0.03	851911-664000
Southern Regional Intercept.	851916	000020	30	1,421.60	1,421.61	1,421.61	0.010%	\$0.01	851916-664000
Parma Village Wastewater	851922	000020	30	0.03	0.03	0.03	0.010%	\$0.00	851922-664000
Round/Farwell	851925	000020	30	142.20	142.20	142.20	0.010%	\$0.00	851925-664000
Vineyard Lake	851250	000020	30	427.21	427.21	427.21	0.010%	\$0.00	851250-664000
Rives Sanitary Sewer	851926	000020	30	65.61	65.61	65.61	0.010%	\$0.00	851926-664000
<b>Total Paid</b>				<b>21,750,546.05</b>	<b>21,756,265.15</b>			\$181.34	
				\$ 40,605,694.78	\$ 41,013,299.71	\$ 40,809,497.25			
								<b>\$337.95</b>	<b>Total Int Paid</b>

## JUNE 2021 Monthly Pooled Unallocated Interest

Account Name	FUND	Beginning Balance	Ending Balance
Parks	208	-35,965.29	356,646.78
Friend of Court	215	-18,303.94	-203,171.04
Golf Courses	218	-64,937.45	194,937.83
Health department	221	1,451,023.55	2,853,836.06
Runway Project	246	-17,076.65	0.00
Falling Waters	247	3,292.40	-5,737.26
Sparks Park	248	-369,384.66	-183,087.53
Budget Stabilization	257	0.00	0.00
Concealed Pistol Licensing	263	91,633.86	198,558.00
PA Drug Enforcement	264	39,299.09	87,062.41
Sheriff Drug Enforcement	265	569.55	0.00
Omnibus Firefeiture	266	981.18	981.18
Law Library	269	-2,417.59	-477.59
CDB Grant	278	151,740.63	9,677.33
Justice Training	285	23,957.97	43,601.68
FIA	290	67,031.70	0.00
Medical care facility	291	1,117,181.39	5,460,014.64
Child Care	292	434,836.41	933,741.38
Vetran's Trust	294	0.00	0.00
Airport	295	13,077.81	89,156.63
Equipment Fund	402	309,917.63	189,459.15
Sheriff Equipment	466	-942,843.04	0.00
Building Authority Construction	469	0.02	0.02
Delinquent Tax Administration	617	447,698.11	15,910.50
Land bank	620	1,769,299.32	233,715.10
Landscape Planning	649	23,661.79	23,661.79
DOA Endowment	717	77,615.85	85,656.08
Library Fines	721	179,426.42	61,175.00
Retirement	731	706,629.43	767,819.34
Circuit Court Trust	762	200,974.63	104,230.99
		5,658,920.12	11,317,368.47

**July  
2021**

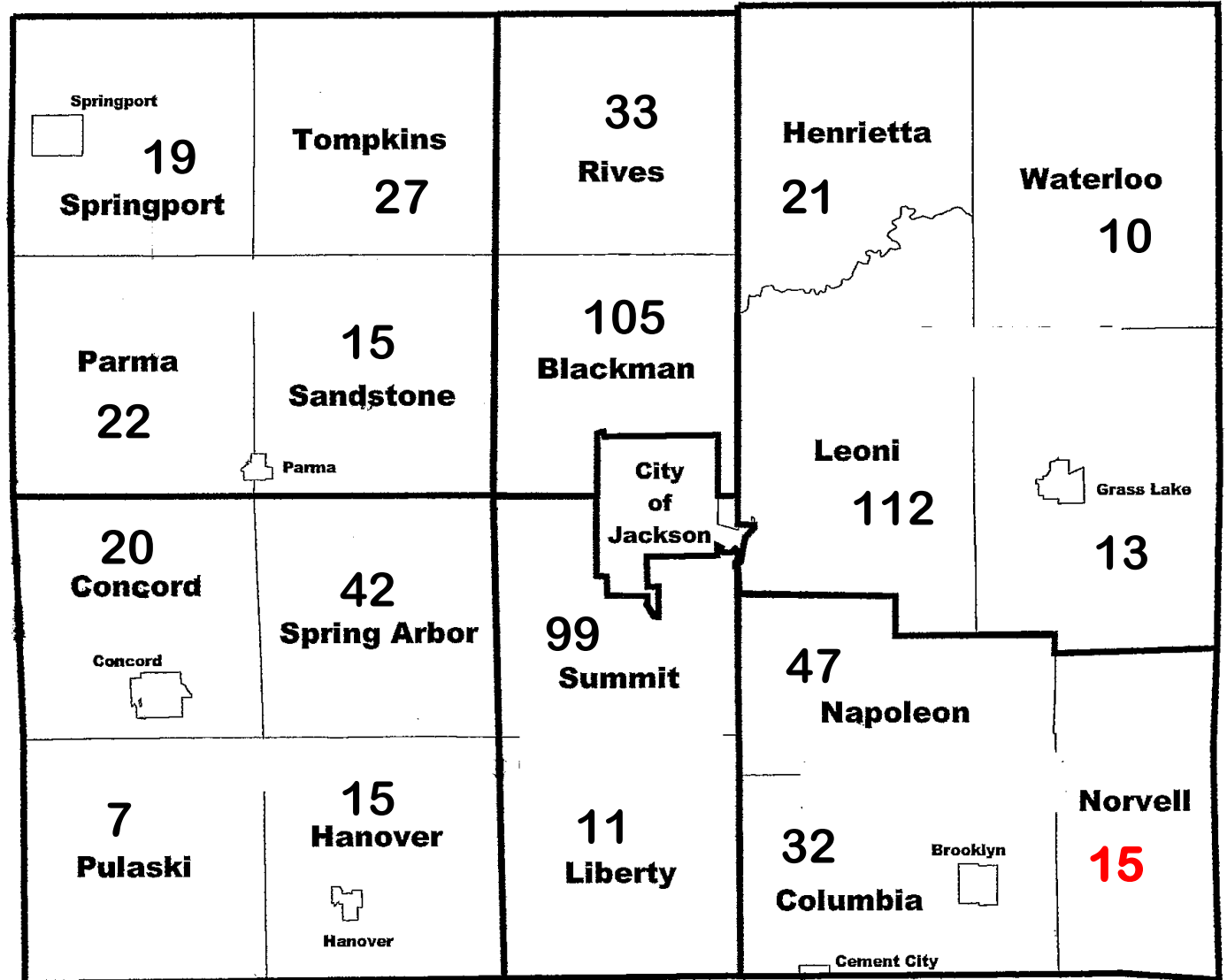
**2021 Forfeitures  
Beginning 2,092**

1,214 - 58%

July 2020 - 1565

	CITY	
1-	32	
2-	45	
3-	65	
4-	101	
5-	125	
6-	72	
7-	46	
8-	63	
Total	549	

03-01-20 2,161  
03-01-19 2,174



Jan - 396  
Guthrie - 464  
Melissa - 354

2021 FORFEITURE / 2022 FORECLOSURE																											
Unit (Villages included with twp)	#FRF	Base Tax DLQ	PRE	Non PRE	#FRF	%	Base Tax DLQ	PRE	Non PRE	#FRF	%	Base Tax DLQ	PRE	Non PRE	#FRF	%	Base Tax DLQ	PRE	Non PRE	#FRF	%	Base Tax DLQ	PRE	Non PRE			
			Parcels	Parcels				Parcels	Parcels				Parcels	Parcels				Parcels	Parcels				Parcels	Parcels	Parcels	Parcels	Parcels
	Mar-21				Apr-21				May-21				Jun-21				Jul-21				Aug-21						
Blackman	144	216,086.30	59	85	151	105%	209,676.22	50	101	129	90%	204,556.12	43	86	119	83%	186,883.38	40	79	105	73%	169,511.16	36	69	0	0	
Columbia	72	111,076.60	29	43	55	76%	82,857.06	17	38	47	65%	84,219.23	10	37	40	56%	55,652.99	7	33	32	44%	41,850.85	7	25	0	0	
Concord	57	69,183.51	25	32	25	44%	39,606.57	12	13	21	37%	39,896.69	11	10	21	37%	39,115.66	11	10	20	35%	38,252.62	10	10	0	0	
Grass Lake	30	70,183.73	14	16	16	53%	37,453.14	9	7	14	47%	41,677.28	8	6	14	47%	41,677.28	8	6	13	43%	39,468.44	7	6	0	0	
Hanover	38	55,274.40	20	18	25	66%	40,284.95	12	13	21	55%	36,649.78	10	11	21	55%	36,649.78	10	11	15	39%	29,939.05	7	8	0	0	
Henrietta	41	37,976.93	22	19	31	76%	33,707.45	17	14	29	71%	33,226.02	16	13	27	66%	30,555.82	15	12	21	51%	26,824.39	11	10	0	0	
Leoni	192	319,622.49	90	102	154	80%	224,558.75	67	87	136	71%	232,035.11	55	81	130	68%	210,393.80	54	76	112	58%	168,326.43	48	64	0	0	
Liberty	29	28,072.97	13	16	16	55%	18,462.50	8	8	15	52%	22,736.15	8	7	12	41%	22,688.08	5	7	11	38%	20,753.35	4	7	0	0	
Napoleon	90	122,253.76	34	56	59	66%	115,970.67	27	32	56	62%	130,359.63	23	33	52	58%	119,846.02	22	30	47	52%	104,140.87	19	28	0	0	
Norvell	30	56,393.47	12	18	21	70%	42,597.74	8	13	16	53%	35,961.89	5	11	15	50%	34,348.67	4	11	15	50%	33,273.11	4	11	0	0	
Parma	36	33,501.58	24	12	31	86%	22,800.69	17	14	28	78%	27,296.37	15	13	26	72%	20,727.42	14	12	22	61%	19,893.75	11	11	0	0	
Pulaski	18	23,035.52	11	7	13	72%	14,568.18	8	5	13	72%	15,297.23	8	5	12	67%	11,443.01	8	4	7	39%	8,601.07	4	3	0	0	
Rives	42	75,475.22	27	15	42	100%	69,594.54	28	14	35	83%	57,523.77	22	13	35	83%	57,523.77	22	13	33	79%	54,334.36	20	13	0	0	
Sandstone	35	61,117.51	28	7	21	60%	47,200.73	16	5	18	51%	50,420.93	14	4	18	51%	50,420.93	14	4	15	43%	47,245.67	12	3	0	0	
Spring Arbor	75	117,482.20	28	47	55	73%	104,335.50	19	36	50	67%	104,275.92	17	33	48	64%	100,948.14	15	33	42	56%	75,559.01	13	29	0	0	
Springport	32	52,786.44	19	13	23	72%	41,719.28	15	8	21	66%	39,792.50	15	6	20	63%	39,357.72	14	6	19	59%	38,035.32	14	5	0	0	
Summit	229	316,697.77	129	100	167	73%	229,365.20	96	71	133	58%	224,973.77	73	60	123	54%	207,035.24	67	56	99	43%	168,212.37	52	47	0	0	
Tompkins	41	50,064.80	30	11	33	80%	27,613.77	19	14	33	80%	34,046.68	19	14	32	78%	33,891.56	18	14	27	66%	31,544.64	18	9	0	0	
Waterloo	26	41,662.23	14	12	20	77%	35,556.74	16	4	17	65%	30,314.99	14	3	14	54%	26,130.15	11	3	10	38%	22,072.54	7	3	0	0	
City	904	1,056,970.45	426	478	694	77%	782,594.84	304	390	649	72%	922,222.91	274	375	615	68%	889,551.58	261	354	549	61%	815,774.96	225	324	0	0	
Total	2,161	2,914,917.88	1054	1107	1,652		2,220,524.52	765	887	1,481		2,367,482.97	660	821	1,394		2,214,841.00	620	774	1,214		1,953,613.96	529	685	0	0	
			2,161					1,652					1,481					1,394				1,214					
						76%	-694,393.36				69%	146,958.45				65%	-152,641.97				56%	-261,227.04			0%	-1,953,613.96	
						-509					-171					-87										-1214	
						Indicates no change from previous month total of						Indicates no change from previous month total of						Indicates no change from previous month total of						Indicates no change from previous month total of			